

# The Young, Pragmatic and Penniless Generation

**“Although younger employees struggle with saving for retirement, a promising percentage aspire to save.”**

Respondents  
20-29

**41%**  
I am not saving for retirement though I do intend to

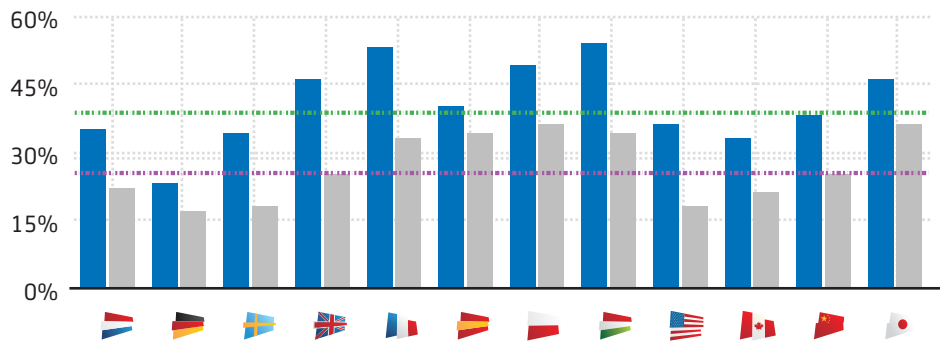


**25%**  
I always make sure that I am saving for retirement

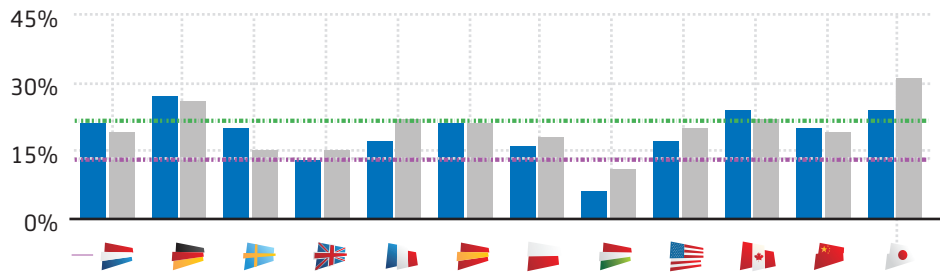


Which of the following best explains your approach to saving for retirement?\*

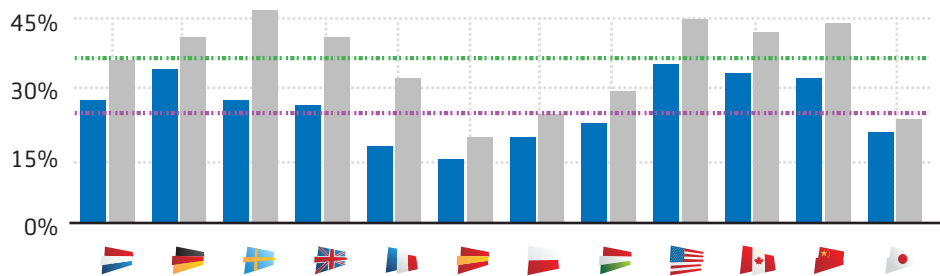
**I am not saving for retirement though I do intend to**



**I only save for retirement occasionally from time to time**



**I always make sure that I am saving for retirement**



- Netherlands
- United Kingdom
- Poland
- Canada
- Germany
- France
- Hungary
- China
- Sweden
- Spain
- United States
- Japan

\* Only the most popular choices are displayed

- Respondents age 20-29
- Total respondents
- Average Age 20-29
- Average Total

Respondents age 20-29  
**2,722**

Total respondents  
**10,800**